

300A THRU 600AMP AIR AND WATER-COOLED AUTOMATIC TORCHES



American Weldquip automatic torches offer you unsurpassed performance not found in competitive brands. High quality materials and workmanship go into each American Weldquip torch. Designed and engineered for fewer repairs, lower maintenance costs and increased consumable life insure a lower cost of ownership.

Designed for fixed tooling applications, various configurations in air or water cooling are available to suit every requirement. Choose from automated fixed torch with any length power cable, barrel and rack mounting, direct feeder mount or TAM style. Water-Cooled versions are available in our low maintenance HYBRID design.

If you do not see a standard configuration you need – no problem. Contact us with your special requirements and we will design and manufacture a torch to your exact specifications.

Don't be fooled by the imitators! Demand genuine American Weldquip products to insure you get the best Service, Quality, Solutions and performance you expect.

The WELDQUIP ADVANTAGE

“HEAT SINK” Gooseneck Technology – The rugged gooseneck design effectively dissipates heat by providing a continuous metal to metal path from the nozzle to the front of the handle. The entire length of the outer jacket functions as a radiator pulling the heat from the front end consumables. The unique designs of the gooseneck, nozzle, diffuser, and contact tip function as a team to keep the front end consumables running cooler to insure longer life.

UNIQUE HYBRID WATER-COOLED DESIGNS– Combines the ruggedness of an air-cooled torch with the benefits of water-cooling. Utilizing an air-cooled power cable and a water-cooled gooseneck offers substantially lower maintenance costs as compared to traditional water-cooled power cable designs. Plus, you get the additional security of not damaging the torch if water flow is accidentally stopped or restricted.

THREAD-ON NOZZLE – The heavy walled, nickel plated nozzles thread directly on the gooseneck to provide cooler operation and a longer lasting nozzle system. The course thread, fixed position design feature insures a constant tip to nozzles relationship and consistent welding parameters.

CONTACT TIPS – Heavy-duty, course threaded contact tips are designed to provide extended life and insure a superior electrical connection to the tip holder/diffuser.

COMMON CONSUMABLES– Most American Weldquip torches are designed to utilize the same consumables to help reduce your inventory of consumable parts.

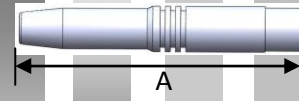
COAXIAL POWER CABLE - Manufactured to exacting American Weldquip specifications, our cable assembly is made from cut resistant, burn resistant, lightweight materials. The power cable features heavy duty factory crimped cable end fittings to insure a secure, positive electrical connection, producing less electrical resistance and less heat.

SPRING CABLE SUPPORT – Heavy duty but flexible spring cable supports at both the front handle and wire feeder end of the cable assembly help prevent feedability problems in extreme bending applications and relieve cable strain which results in increased power cable life.

LINER SYSTEM – Available in a variety of sizes and configurations to fit every wire type application.

CUSTOM DESIGNS – We will be happy to custom-design a torch to fit your specific requirements. Custom-designed torches can normally be completed in a matter of days!

STANDARD GOOSENECK DIMENSION SPECIFICATIONS



TORCH SERIES	DIMENSION "A"	GRIP Ø	GRIP LENGTH	NECK ANGLE	STD TIP SIZE	TIP PART #	DIFFUSER	INSULATING WASHER	NOZZLE BORE SIZE	NOZZLE PART #
300A	9.60"(243.96mm)	1"(25.4mm)	1.25"(31.75mm)	180°	.035(0.9mm)-M6	75035511	75002007	75001003	9/16"(15.1mm)	75135601-I
400A	9.60"(243.96mm)	1"(25.4mm)	1.25"(31.75mm)	180°	.045(1.2mm)-M8	75045014	75004033	75001004	5/8"(15.9mm)	75146202
500A	9.60"(243.96mm)	1"(25.4mm)	1.25"(31.75mm)	180°	.045(1.2mm)-M8	75045014	75004033	75001004	5/8"(15.9mm)	75146202
450A	9.60"(243.96mm)	1"(25.4mm)	1.25"(31.75mm)	180°	.045(1.2mm)-M8	75045014	75004033	75001004	5/8"(15.9mm)	75146202
550A	9.60"(243.96mm)	1"(25.4mm)	1.25"(31.75mm)	180°	.045(1.2mm)-M8	75045014	75004033	75001004	5/8"(15.9mm)	75146202
600A	9.60"(243.96mm)	1"(25.4mm)	1.25"(31.75mm)	180°	.045(1.2mm)-M8	75045014	75004033	75001004	5/8"(15.9mm)	75146202
500A Direct Mount	9.60"(243.96mm)	1"(25.4mm)	1.25"(31.75mm)	180°	.045(1.2mm)-M8	75045014	75004033	75001004	5/8"(15.9mm)	75157501
550A Direct Mount	9.60"(243.96mm)	1"(25.4mm)	1.25"(31.75mm)	180°	.045(1.2mm)-M8	75045014	75004033	75001004	5/8"(15.9mm)	75146202
400A Barrel-Rack Mount	7.1875(182.56mm)	1.375"(34.92mm)	6.0"(152.4mm)	180°	.045(1.2mm)-M8	75045014	75004033	75001004	5/8"(15.9mm)	75146202
500A Barrel-Rack Mount	7.1875(182.56mm)	1.375"(34.92mm)	6.0"(152.4mm)	180°	.045(1.2mm)-M8	75045014	75004033	75001004	5/8"(15.9mm)	75146202
550A Barrel-Rack Mount	7.1875(182.56mm)	1.375"(34.92mm)	6.0"(152.4mm)	180°	.045(1.2mm)-M8	75045014	75004033	75001004	5/8"(15.9mm)	75146202
300A-T TAM	See Below	1.125"(28.57mm)	See Below	180°	.035(0.9mm)-M6	75035511	75002007	75001003	9/16"(15.1mm)	75135601-I
400A-T TAM	See Below	1.125"(28.57mm)	See Below	180°	.045(1.2mm)-M8	75045014	75004033	75004033	5/8"(15.9mm)	75146202
450A-T TAM	See Below	1.125"(28.57mm)	See Below	180°	.045(1.2mm)-M8	75045014	75004033	75004033	5/8"(15.9mm)	75146202
550A-T TAM	See Below	1.125"(28.57mm)	See Below	180°	.045(1.2mm)-M8	75045014	75004033	75004033	5/8"(15.9mm)	75146202
600A-T TAM	See Below	1.125"(28.57mm)	See Below	180°	.045(1.2mm)-M8	75045014	75004033	75004033	5/8"(15.9mm)	75146202

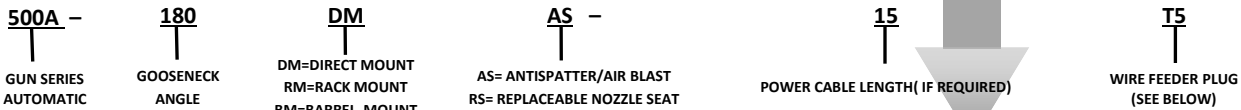
SHORT - Dim "A" = 6"(152.4mm) Grip Length = 2.875"(73.02mm)
 STANDARD - Dim "A" = 8.75"(222.25mm) Grip Length = 4.75"(120.65mm)
 LONG - Dim "A" = 12"(304.8mm) Grip Length = 8.00"(203.20mm)

TORCH RATINGS

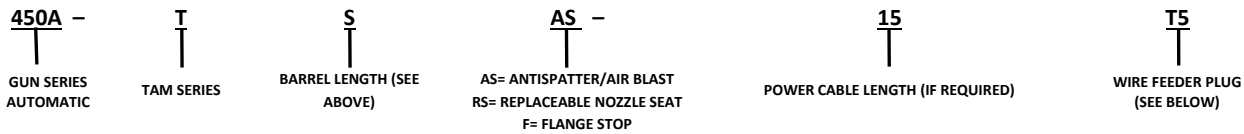
MODEL	COOLING TYPE	AMPERAGE	100% DUTY CYCLE		60% DUTY CYCLE	
			CO2	Mixed Gas	CO2	Mixed Gas
300A	Air-Cooled	300	300A	270A	350A	300A
400A	Air-Cooled	400	400A	310A	425A	400A
450A	Water-Cooled Hybrid	450	450A	350A	475A	450A
500A	Air-Cooled	500	500A	375A	525A	500A
550A	Water-Cooled Hybrid	550	550A	400A	575A	550A
600A	Water-Cooled	600	600A	500A	625A	600A

HOW TO ORDER ** Specify wire size and /or special configuration when ordering if not standard

STANDARD, RACK OR DIRECT MOUNT



TAM STYLE



WIRE FEEDER CONNECTION OPTIONS

- | | | |
|-----------------------------|--------------------------|-----------------------------|
| B - EURO | H5 - HOBART® #5 | P - PANASONIC® |
| C - CENTURY®/POWCON® | K - KOBELCO® | T - TWECO®/HOBART® #4 |
| CL - CLOOS® | L - LINCOLN® (LN7 STYLE) | TL - LINCOLN® POWER FEED 10 |
| D - OTC®/DAIHEN® | LT - L-TEC® 225 | T5 - TWECO® #5 |
| DP - OTC®/DAIHEN® DP SERIES | M - MILLER® | W - LINCOLN® WIREMATIC |
| | O - OXO® | |